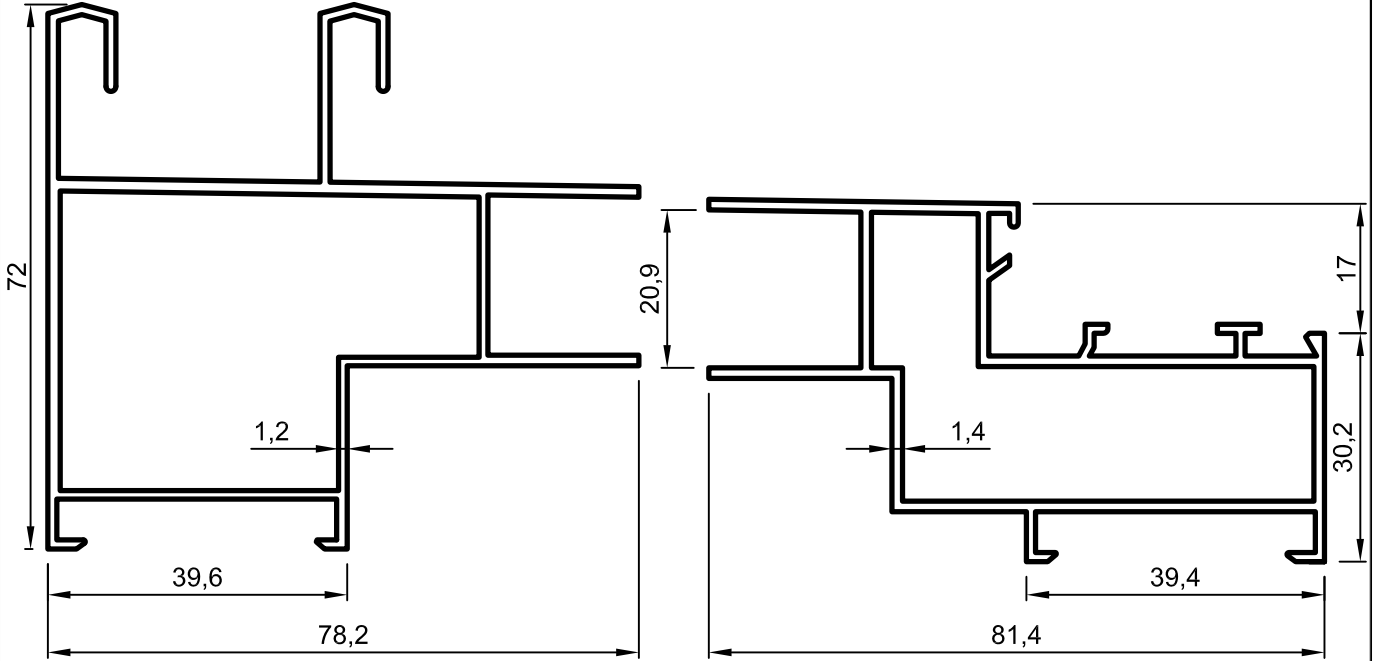


- Profiller
- Profiles

Yalıtımsız Sürme Seri

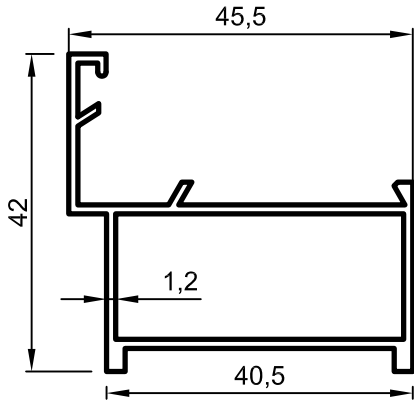


No : 5353

Çift Doğrama Dış Kasa
1,240 kg/m

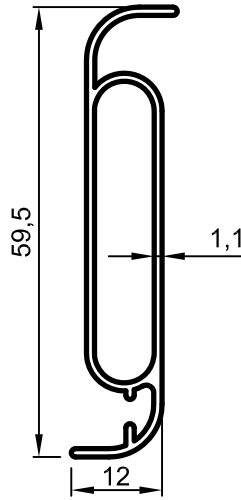
No : 5354

Çift Doğrama İç Kasa
1,070 kg/m



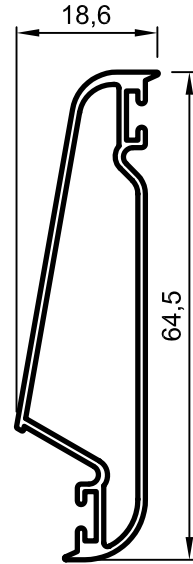
No : 1503

Kasa Profili
0,550 kg/m



No : 1007

Panjur Profili
0,395 kg/m

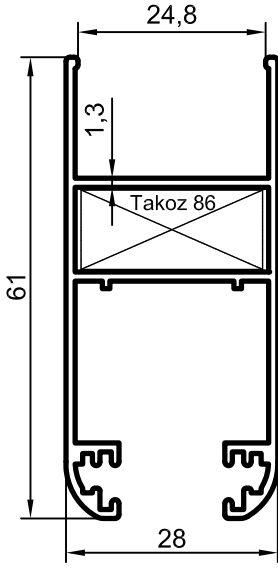


No : 5498

Panjur Profili
0,470 kg/m

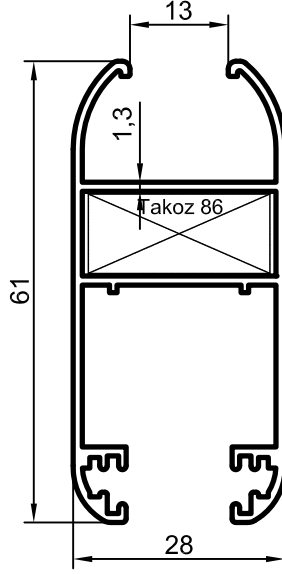
- Profiller
- Profiles

Yalıtımsız Sürme Seri



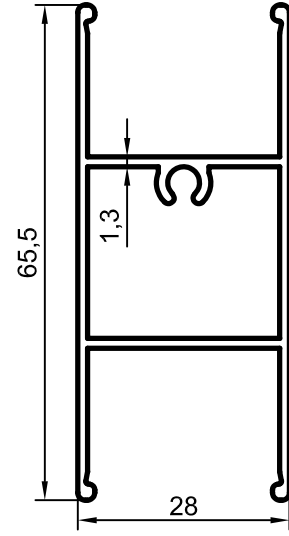
No : 900

Sürme Kanat $J_x = 7,64 \text{ cm}^4$
 $0,690 \text{ kg/m}$ $J_y = 3,34 \text{ cm}^4$



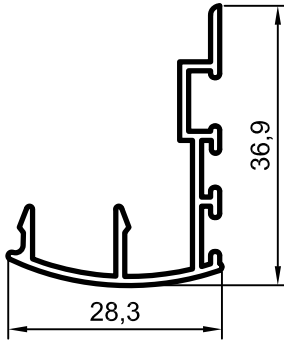
No : 900-B

Sürme Kanat $J_x = 8,28 \text{ cm}^4$
 $0,710 \text{ kg/m}$ $J_y = 3,28 \text{ cm}^4$



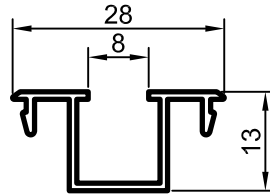
No : 896

Sürme Kayıt $J_x = 7,68 \text{ cm}^4$
 $0,700 \text{ kg/m}$ $J_y = 3,47 \text{ cm}^4$



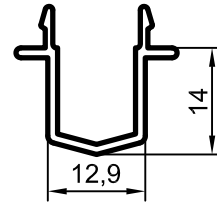
No : 901

Sürme Kenet
 $0,320 \text{ kg/m}$



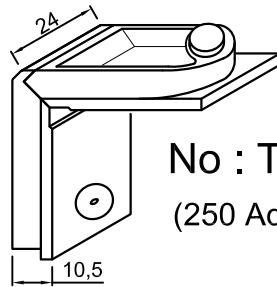
No : 866-900

Tek Cam Adaptörü
 $0,180 \text{ kg/m}$



No : 1827

Orta Adaptör
 $0,190 \text{ kg/m}$

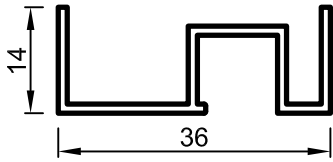
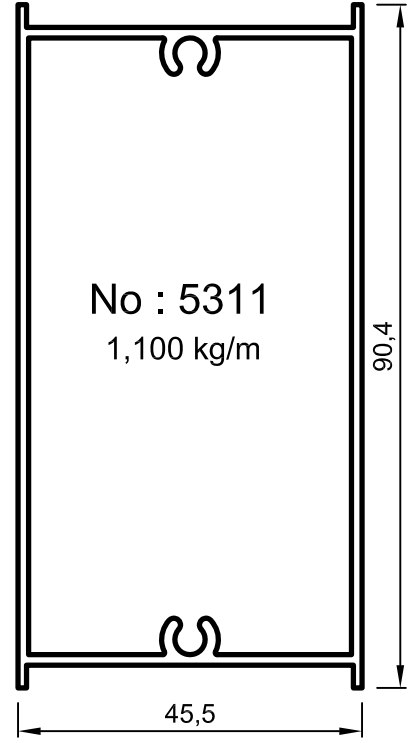
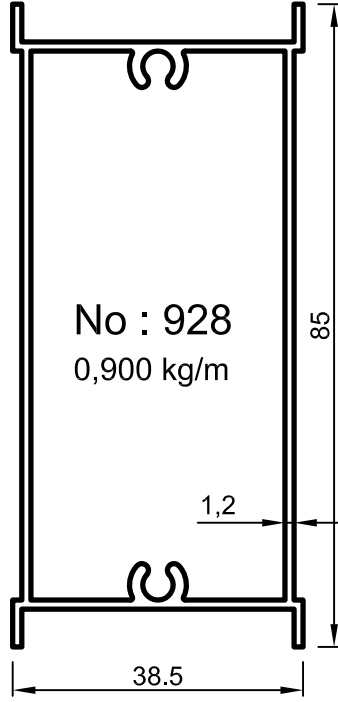
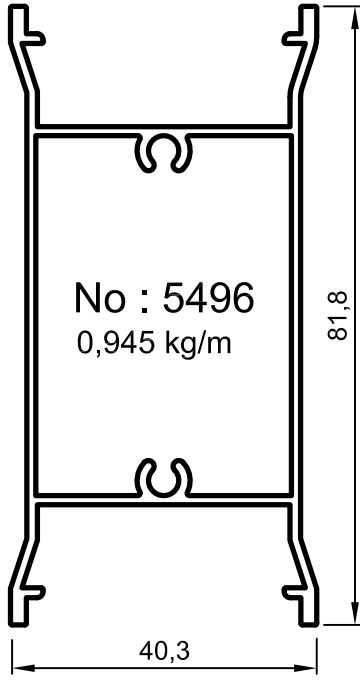


No : Takoz 86

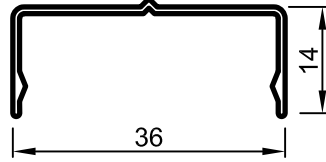
(250 Adet/Pk)

- Profiller
- Profiles

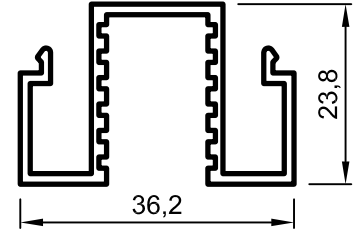
Yalıtımsız Sürme Seri



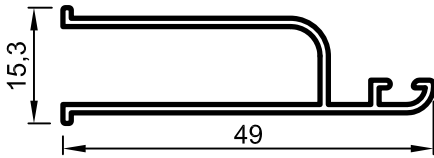
No : 825
0,280 kg/m



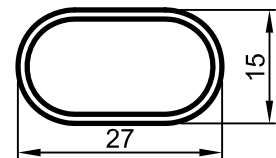
No : 3374
0,165 kg/m



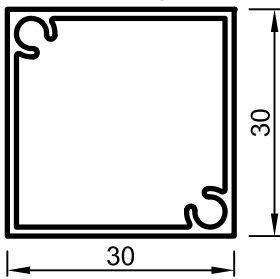
No : 5499
0,475 kg/m



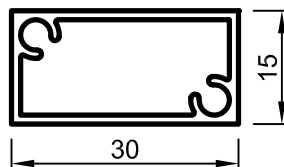
No : 6668
0,315 kg/m



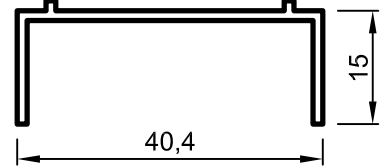
No : 3841
0,220 kg/m



No : 3942(*)
0,420 kg/m



No : 3943(*)
0,320 kg/m



No : 3944
0,250 kg/m

(*) Sipariş miktarı en az 300 kg olmalıdır.

Uyarı: Profil ağırlıklarımız teorik olup; teslim anındaki tartımız geçerlidir.